



TIMELESS ARTISTRY



MONTANO
COLLECTION



800x1600mm
9mm Thickness



Montano

COLLECTION

We deliver the caliber that is essential
for discovering the ideal

∞endless

BUCOLIC TURFS.

The Montano matte collection has a muddy glaze that offers it a worn or vintage appearance. Due to its superior wet traction over matte polished finishes, matte tiles are a common choice for wet area applications.

A matte finish adds a touch of a classy, sophisticated appearance to your residence. The erratic surface finish of Montano tiles lends a rustic appeal to any design. It is an adept choice for modern residential designs.

www.mottogroup.in

MOTTO
FUTURE SURFACES

Rustic Matt
Surface

Fullbody + Printing
9mm

FEEL FOREVER
EMINENCE WITH MULTI-PURPOSE
SURFACES

FULL BODY
SERIES

Experience the perfect fusion of style and
functionality as our products become a reflection
of your unique taste and personality, elevating every
corner of your living spaces with timeless charm.

MAKE YOUR HOMEY CLASSY WITH HUES THAT VARY

In compact spaces, a matte finish is the ideal choice. Despite compromising elegance or beauty, deploy these mosaics to make your existence smoother.

With their unique attributes, these slabs collections are flawless. Since matte patterns frequently have a natural and rustic vibes, it is important to choose a texture or pattern that complements the alcove's decor.

4 COLOURS

Since chromatic subtleties are a significant characteristic of this finish, the hue palette of matte finish tiles contains a broad variety of shades, including carbon, grey, smoke, and sand.




CARBON

GREY

SAND

SMOKE



MOTTO
FUTURE SURFACES

FULL BODY
S E R I E S

EDGE PROFILES


Discover the beauty of our exquisite 800 X 1600mm tiles, designed to enhance any space. With their full-bodied construction and rustic surface, they exude elegance and durability. Embrace the charm of rustic matt finishes, bringing a touch of natural warmth to your interiors. Elevate your surroundings with our stunning tile collections today.

Crafted with precision, their full body ensures resilience, making them ideal for high-traffic areas. Embrace the allure of rustic surfaces, adding character and a timeless appeal to your home or project.


With rustic matt finishes, experience a harmonious blend of sophistication and authenticity. Elevate your spaces with our premium tile selections, delivering unmatched quality and style.




EASED EDGE



HALF
BULLNOSE



1/4" BEVEL



1/2" BEVEL



EASY TO CLEAN

Matte surface tiles are exempt from frequent cleaning due to the best concealing of smudges and stains.



STAIN RESISTANT

The most appealing aspect of matt finish tiles is that they require no maintenance.



SCRATCH RESISTANT

when it comes to the scratch resistance feature, it will win the top spot. A Matte surface prevents scratches.



CHEMICAL RESISTANT

Our chemical-resistant tiles provide great durability against abrasion, anti-skid qualities for worker safety, and an attractive appearance.













FROST RESISTANT

Frost-resistant tiles are not damaged by extremely low temperatures. tile has the ability to endure freeze/thaw temperatures without significant harm.











CHOOSE WISELY WITH A SUPERIOR SURFACE CRUX

Rustic Matt Tiles are a great option for high-humidity spaces like the kitchen or bathroom. Rustic Matt tiles are simple to keep clean with periodic mopping. Its rough texture lends it to slippery flooring and provides a build-in anti-skid feature.

TECHNICAL FEATURES

 9MM Thickness	 Frost Resistance	 High Load Resistance	 Thermal Impact	 Anti-slip Finish
 Removable & Reuse	 Easy to Install	 Chemical Resistance	 Ecological Finish	 Fire Proof

APPLICATION AREAS

 OFFICE TABLE	 STAIRCASE	 TABLE TOP	 SHELVES	 WALL
 KITCHEN COUNTER TOP	 DINING TABLE	 DOOR / WINDOW FRAME	 LIVING ROOM	 FLOOR



MONTANO SAND

800x
1600mm

Thickness : 9mm
Finish : **Rustic Matt**

FULL BODY
SERIES



Endless : **04 Faces**
Type : **Fullbody + Printing**

 **endless**

www.mottogroup.in

Montano
COLLECTION





MONTANO SMOKE

**800x
1600mm**

Thickness : **9mm**
Finish : **Rustic Matt**

FULL BODY
SERIES





Endless : **04 Faces**
Type : **Fullbody + Printing**

 **endless**

www.mottogroup.in

Montano
COLLECTION





MONTANO GREY

800x
1600mm

Thickness : 9mm
Finish : **Rustic Matt**

FULL BODY
SERIES




Endless : **04 Faces**
Type : **Fullbody + Printing**

 **endless**

www.mottogroup.in

Montano
COLLECTION





MONTANO CARBON

800x
1600mm

Thickness : 9mm
Finish : **Rustic Matt**




Endless : **04 Faces**
Type : **Fullbody + Printing**

 **endless**

www.mottogroup.in

FULL BODY
SERIES

Montano
COLLECTION

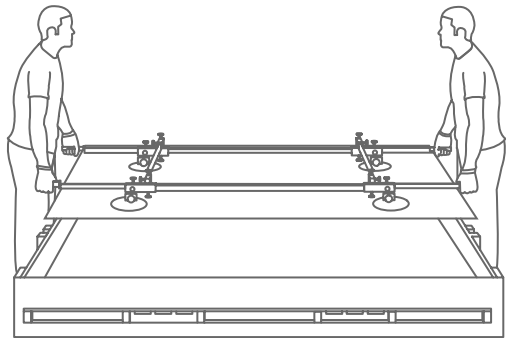
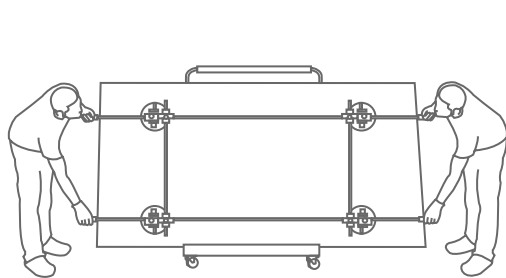
- 
- ◀ SAUNA
 - ◀ HYDROMASSAGE
 - ◀ CHROMOTHERAPY



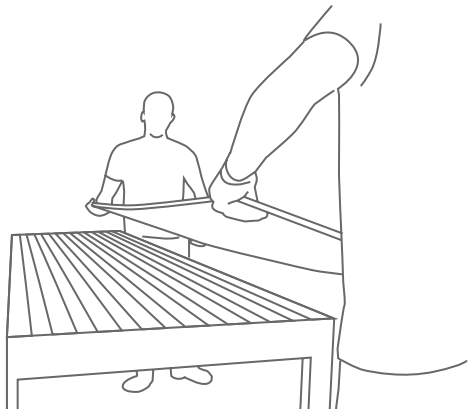
MANUALLY TRANSPORTING TILES

Only for 1/4" Slabs

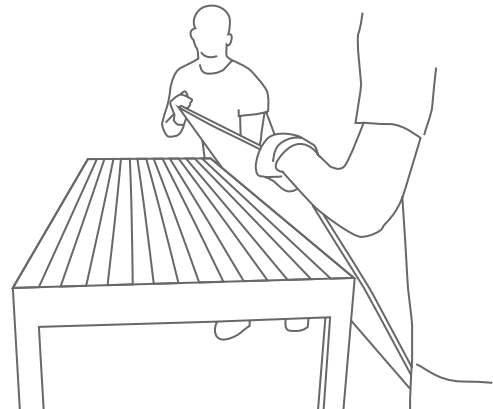
MOVING A TILE



RAISING A IMMODERATE TILE ONTO A BENCH

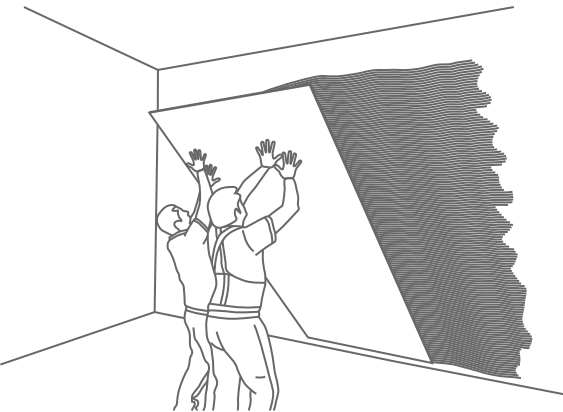


✗ INCORRECT

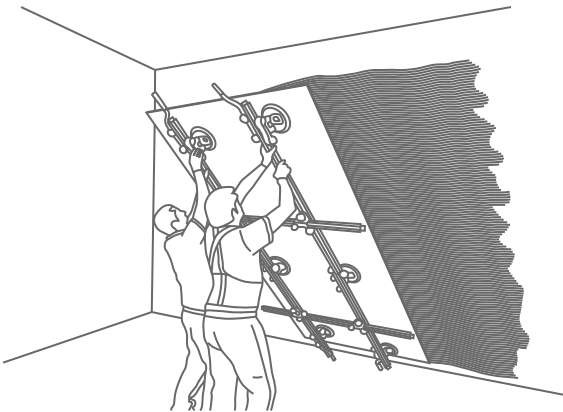


✓ CORRECT

HANDLING IMMODERATE TILE FOR WALL



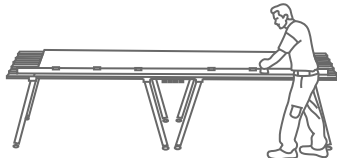
✗ INCORRECT



✓ CORRECT

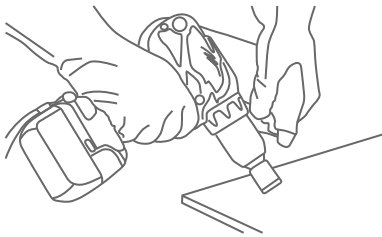
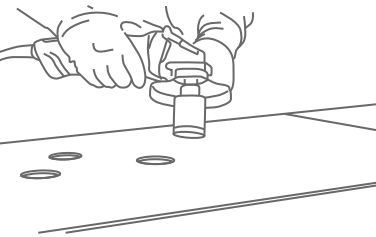
WORKING WITH THE VARIOUS VERSIONS OF TILES

CUTTING WITH DIAMOND DISCS



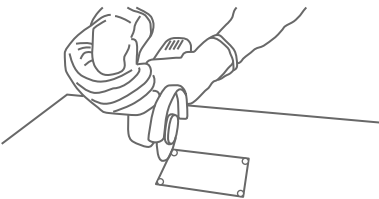
Our products can be cut using diamond discs fitted onto the hand-held electrical grinding machine. The speed of Disc rotation must be high (>10000 RPM) and should have a low feed rate (< 1 m/min). It may be required to cool the disc with water. Recommended discs are the thin types generally used for cutting porcelain stoneware. The surface should be kept on a FLAT base while cutting without any gap underneath

DRILLING



You can use cutting discs fitted to battery-operated screwdrivers or angle grinders, electrical drills as an alternative.

INTERNAL CUT / L-SHAPED CUT

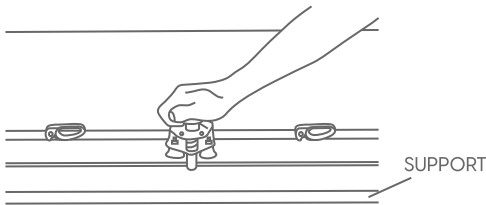
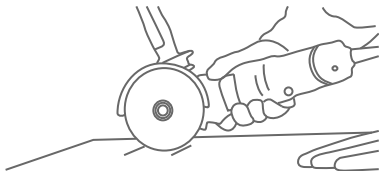


To get internal and L-shaped corners & to reduce the risk of breakage, round o the vertex of the internal corner using bits with a radius of at least 5mm. Then cut with diamond discs, be cautious to stop moving the cutting tool forward. To drill and cut using diamond discs, follow the instructions provided above.

When using these tools:

- Cool the point being drilled with water
- Don't put too much pressure and bear in mind the resistance of the type of laminated stoneware you are working on
- If you are using tungsten bits, start drilling at a low speed
- If you are using drills or screwdrivers, do not select hammering mode

EDGE-FINISHING




INSTRUCTIONS FOR MANUAL INSTALLATION

SINGLE LAYER METHOD



DOUBLE-LAYER METHOD



COMPRESSING THE TILE



IMPORTANT

All cutout corners must have a minimum diameter of 1/4".Never leave 90° angles.We recommend radiuses of more than 1/4" when the kitchen the design allows as it makes the countertop firmer.



✓ CORRECT



✗ INCORRECT



✗ INCORRECT



✗ INCORRECT

CLEANING & MAINTENCE

Our products are non porous (due to their high quality raw materials, stringent production parameters and state of the art technology), hence any dust or deposited waste cannot penetrate the surface.

For most cases only a damp cloth is sufficient for cleaning.

Regular cleaning highlights the aesthetic features of the surface and gives it exceptional shine.

For highly aggressive cleaning caused by some common food and substances follow the table below.

TYPE OF STAIN	CHEMICAL PRODUCT	EXAMPLE
Grease	Alkaline - Solvent	Detergent
Oil	Solvent	Ammonia, Backing Soda
Ink	Oxidant - Solvent	Alcohol, Liquid Bleach, Nail Paint Remover
Rust	Acid	Hydrochloric Acid, Vinegar, Red Harpic
Lime	Acid	Descaling Reagent, Hydro Chloric Acid
Cement	Acid	Hydro Chloric Acid
Wine	Alkaline	Ammonia, Liquid Bleach
Coffee	Alkaline - Solvent	Ammonia, Liquid Bleach
Rubber	Solvent	Alcohol, Thinner
Plaster	Acid	Hydro Chloric Acid
Candle Wax	Solvent	Alcohol, Thinner
Iodine	Oxidant	Liquid Bleach
Blood	Oxidant	Liquid Bleach
Ice Cream	Alkaline	Liquid Bleach

Note: It is recommended that any kind of stain needs to get clean immediately / as soon as possible.

TECHNICAL SPECIFICATIONS

CHARACTERISTIC	STANDARD AS PER ISO-13006/2018 En14411 gr.bla	MOTTO VALUE	TEST METHOD
Regulatory Properties			
Deviation in Length & Width	±0.5%	±0.2%	ISO 10545-2
Deviation in Thickness	±5%	±5%	ISO 10545-2
Straightness of Sides	±0.5%	±0.2%	ISO 10545-2
Rectangularity	±0.5%	±0.2%	ISO 10545-2
Surface Flatness	±0.5%	±0.3%	ISO 10545-2
Colour Difference	ΔE<1.00	ΔE<0.30	ISO 10545-16
Glossiness	As per Mfg.	As Per Mfg.	GlossMeter
Structural Properties			
Water Absorption	≤0.5 %	≤0.3 %	ISO 10545-3
Apparent Density	As Per Mfg.	>2.20 g/cc	ISO 10545-3
Massive Mechanical Properties			
Modulus of Repture	Min.35N/mm²	Min.40N/mm²	ISO 10545-4
Breaking Strength	Min. 1300 N	Min. 2000 N	ISO 10545-4
Impact Resistance	As per Mfg.	Min. 0.55	ISO 10545-4
Surface Mechanical Properties			
Surface Abrasion Resistance	As per Mfg.	Min. class 3	ISO 10545-7
Moh's Hardness	As per Mfg.	Min. class 4	BS EN 15771
Thermo Hygrometric Properties			
Frost Resistance	As Per Mfg.	Frost Proof	ISO 10545-12
Thermal Shock Resistance	Min. 10 Cycle	Min. 10 Cycle	ISO 10545-9
Moisture Expansion	Max. 0.6mm/m	Max. 0.02mm/m	ISO 10545-10
Thermal Expansion	Max. 9.0 x 10 ⁻⁶	Max. 6.0x10 ⁻⁶	ISO 10545-8
Chemical Properties			
Chemical Resistance	As Per Mfg.	No Damage	ISO 10545-13
Stain Resistance	Resistant	Resistant	ISO 10545-14
Safety Properties			
Slip Resistance	As per Mfg.	N. A.	DIN 51130
Fire Resistance	As per Mfg.	Fire Proof	N. A.

PACKING DETAILS

Dimension (mm)	No. of PC's/Box	Square Feet	Weight (Approx)
800x1600mm	2 Pcs.	27.5 Sq. Feet	53 Kg.



MOTTO GROUP

8-A, National Highway, Sartanpar Road, At. Sartanpar,
Ta. Wankaner, Morbi - 363 621, Gujarat, INDIA

Mail. info@mottogroup.in, **Web.** www.mottogroup.in

Toll-free. 1800 123 2124

Call. +91 95123 80072